






PRUDENCE SCHOOL, DWARKA 22
GRADE - 1
ENGAGEMENT PLAN (27th April'20)

SUBJECT	TOPIC/ SUB TOPIC	OBJECTIVE	ENGAGEMENT	LEARNING MATERIAL
ENGLISH	<p>THEME- Play TOPIC : Poem – I Jump, I Shake!(Action Words)</p> 	<p>This engagement aims to strengthen students' understanding of Action words through a poem.</p>	<p>*Students will watch a video made by the teacher and follow the instructions accordingly.</p> <p>*Task 1 :- Refer pg.no.20, Students will read the poem, 'I Jump, I Shake!' and underline the Action words in it.</p> <p>*Task 2 :- Refer pg.no.21 (I Play and I Connect) Students have to enact the action words from the poem, 'I Jump, I Shake!' and write the hidden action words given in the grid.</p> 	<p>*English E Book- pdf</p> <p>*Video provided by the teacher</p> <p>*Headphones/earplugs to listen to the audio</p>

PRUDENCE SCHOOL, DWARKA 22

GRADE - 1

ENGAGEMENT PLAN (27th April'20)

SUBJECT	TOPIC/ SUB TOPIC	OBJECTIVE	ENGAGEMENT	LEARNING MATERIAL
<p>Art and Craft</p>	<p>TOPIC - Seeds pasting activity</p>  	<p>This engagement aims to develop students' fine motor skills, increases dexterity and to improve eye-hand coordination.</p> 	<p>*Students will watch a video sent by the teacher and follow the instructions accordingly.</p> <p>*Task 1- Students will draw an image of any simple object on a plain sheet with their parents' guidance.</p> <p>*Task 2- Thereafter, students will apply adhesive inside the image drawn and sprinkle different types of seeds in different parts of the image. Spread the seeds evenly and remove the unwanted seeds from it.</p> <p><i>(Sample picture of this activity has been given for reference)</i></p>	<ul style="list-style-type: none"> * Pencil * Plain sheet * Adhesive * Seeds or Dals (as per availability) * Audio visual sent by the teacher 